

Estimados padres de familia reciban un cordial saludo y que Dios y la Virgen bendigan sus hogares hoy y siempre. El propósito de las siguientes actividades es para mantenerlos en práctica con los conocimientos ya adquiridos a lo largo de año lectivo en la lengua extranjera.

Les proponemos las siguientes actividades que serán realizadas en las mismas hojas que se encuentra en el documento adjunto, por favor imprimirlo y presentarlo en una carpeta. Para hacer estas hojas de trabajo es necesario leer las lecturas para completar los ejercicios y gráficos. En la parte superior de cada tarea encontrara el número de la lección que debe leer para realizar estas actividades.



2016-2017

Vacation Homework

Lesson 5: New Playground

Name: _____

Date: _____

Course: 3rd _____

1. The following words are *scrambled*; Put the words in the correct order and write them in the spaces provided. (Poner las letras en orden)

I. rehas

II. lufwonred

III. uietq

IV. cedtino

2. Write the words from exercise 1 under the correct image. (Escriba la palabra correcta)



3. Complete the sentences with the correct words from above. (Completar las oraciones con las palabras del ejercicio no. 2)

I. I _____ that the sky was getting cloudy

II. Please be _____ while the baby has a nap.

III. The children _____ the crayons.





IV. My aunt is a _____ cook.

Phonics

4. SHORT U: WRITE THE WORDS FROM THE BOX UNDER THE CORRECT PICTURE.

(Escriba la palabra correcta)

BUS – RUG – QUIZ – NUT

 _____	 _____	 _____	 _____
--	--	---	--

Reading Comprehension

5. Complete this Story Map with information about The New Playground (Complete el mapa con las opciones correctas)

The playground is built, and the children's ideas are used.	Mrs. Ruiz, Mr. Jones, the children
Mr. Ruiz's office at school, the new playground	Mrs. Ruiz tells the children that they will help plan the new playground.
The children come up with ideas and tells Mrs. Ruiz.	

CHARACTERS:	SETTING:
PLOT	
BEGINNING	
MIDDLE	
END	



Vacation Homework

Lesson 25: Daffodils

Name: _____

Date: _____

Course: 3rd _____

3. The following words are *scrambled*; Put the words in the correct order and write them in the spaces provided. (2 points)

V. losbsmedo

VI. unneaderth

VII. prsuoingt

VIII. dooringp

4. Write the words from exercise 1 under the correct image. (1 point)



5. Complete the sentences with the correct words from above. (2 points)

V. The bear was _____ the table.

VI. The flower _____ out in spring.

VII. The plants are _____ on the garden.





VIII. The _____ flowers looked dried.

Phonics

6. Vowel pair OO: WRITE THE WORDS FROM THE BOX UNDER THE CORRECT PICTURE.

(2 POINTS)

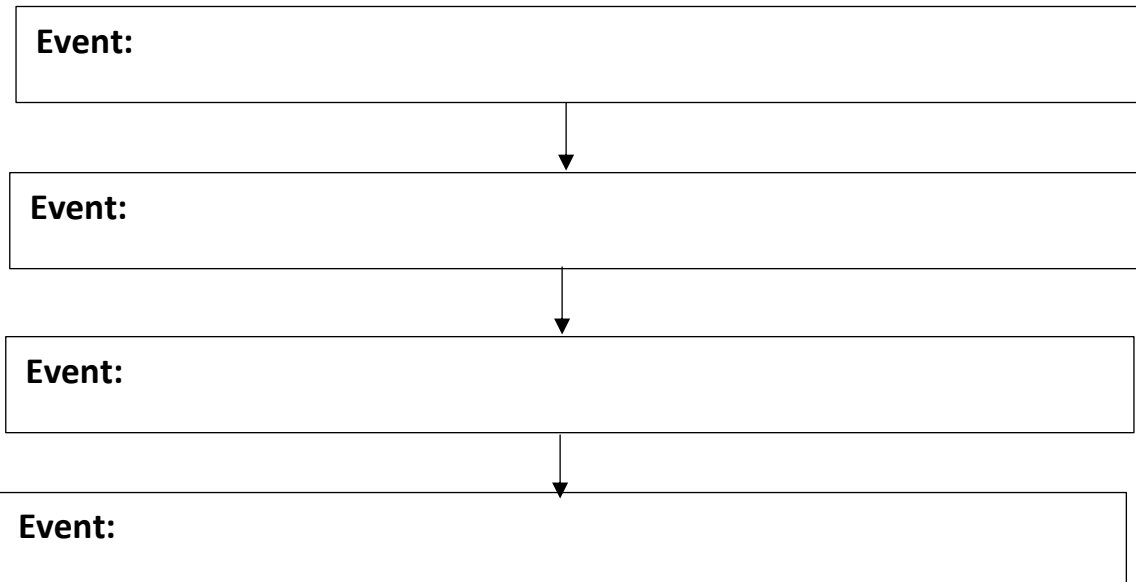
book- cook- boot- moon

 _____	 _____	 _____	 _____
--	--	---	--

Reading Comprehension

5. Read the story and look at the order in which things happen. Complete the following Flow chart about the story "Daffodils". Use the information to complete the map.

The shoot becomes a leaf.	A small green shoot and roots grow from the bulb.
The bud becomes a flower.	A stem and a bud grow.



6. Read the story from pages 244 - 250. Answer the following questions according to the story. (1 point)

1.- What is the name of the flower that appears in Spring? _____.

2.- What sprouts in Spring? _____.

3.- Where is the bud located? _____

4.- What part of the daffodil stays alive in winter?

_____.



2016-2017

Vacation Homework

Lesson 30: Cyrus McCormick and His Reaper

Name: _____

Date: _____

Course: 3rd _____

1. The following words are *scrambled*; Put the words in the correct order and write them in the spaces provided. (2 points)


I. sreult _____

II. ahceive _____

III. diesgnde _____

IV. markrebale _____

2. Write the words from exercise 1 under the correct image. (1 point)



1+1=2

3. Complete the sentences with the correct words from above. (2 points)

I. The woman _____ a new program.

II. The boy _____ to the next round.

III. The _____ of the addition was correct.


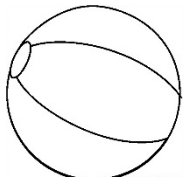


IV. The coffee machine is a _____ design.

Phonics

4. Vowels: WRITE THE WORDS FROM THE BOX UNDER THE CORRECT PICTURE.

(2 POINTS)

rain – paw – ball – draw

 _____	 _____	 _____	 _____
--	--	---	--

Reading Comprehension

5. Read the story and complete the following Venn diagram about the story "Cyrus McCormick and his reaper". Use the information to complete the map.

Cut grain, used by farmers	Uses a big blade, takes a long time
Uses a machine, changed farming forever	Hard work

